


Hot pepper

Crop guide

Valid 2017

Seed and variety choice



Improved
variety

- High yield
- Disease resistant
- Good quality fruits
- Preferred by the market

Seedling raising

1 Filling tray

1a Mix the media well with following ratio:



1 part top soil



2 parts cow manure




1 part sand

1b Sterilize the media at 80°C for 30-40 minutes

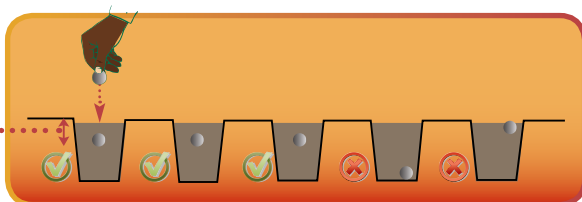


1c Fill the trays with the well prepared media

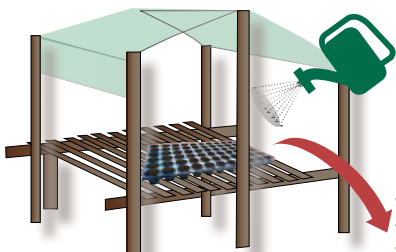


2 Sowing depth

Sowing depth = size of 2 seeds




3 Taking care of seedlings



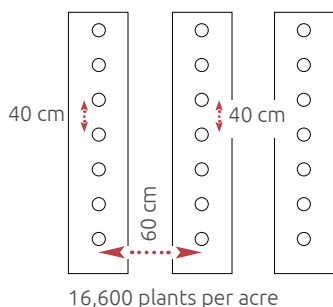
4 Hardening

Put seedling tray outside 1 week before transplanting




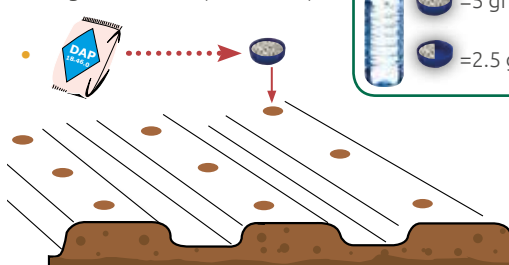
Land preparation and plant distance

1 Plant distance



2 Basal application

- Organic manure (if available)




Transplanting

Transplant late afternoon

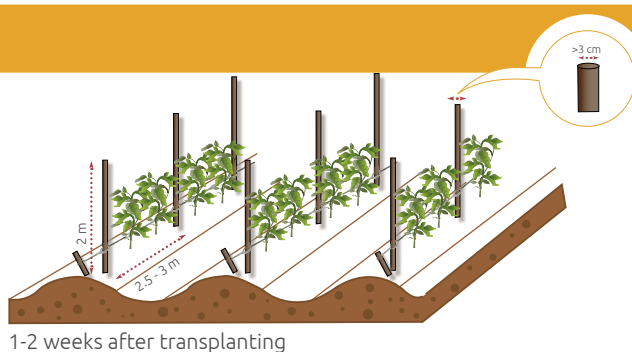


3-4 weeks after sowing



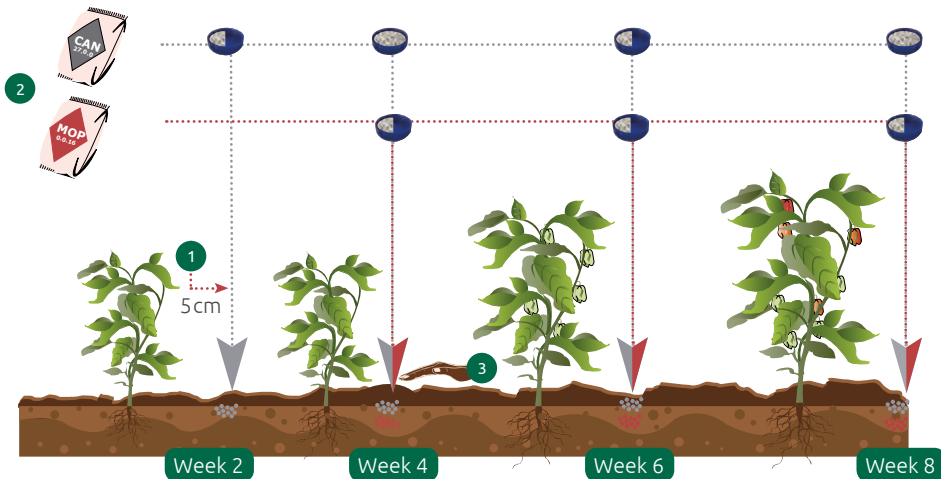
Trellising

- Support plants
- Easy crop management
- Minimize diseases



Fertilization




- 1 Make a small hole 5 cm away from the canopy of each plant for applying the fertilizer
- 2 Apply the fertilizer
- 3 Cover the hole



The fertilizer amount is based on 16,600 plants/acre

Crop protection

Insecticides



Active ingredient	Mites (1)	Aphids (2)	Thrips (3)	Cutworm (4)
Lambda-cyhalothrin	👍	👍		
Abamectin	👍		👍	
Dicofol	👍			
Imidacloprid		👍		
Thiocylam oxalate		👍	👍	👍
Profenofos		👍	👍	

👍 = Recommended pesticides for the pest indicated.
Alternate active ingredients to prevent building up resistance.

Crop protection

Fungicides

Active ingredient	Efficiency	Control
Copper hydroxide	Preventive	Bacteria leaf spot ⁵
Tebuconazole + triadimenol	Preventive + Curative	Powdery mildew
Triadimenol	Preventive + Curative	Powdery mildew
Sulphur	Preventive	Powdery mildew
Difenoconazole	Preventive + Curative	Rust
Copper oxychloride	Preventive	Phytophthora
Propineb	Preventive	Anthraco



Spraying techniques

Wear protective gear



Good weather



Good nozzle



Wash after spraying



Windy weather



Rainy weather



Leaking nozzle



Beware of excessive chemicals



Do you need more information?

Please call +255 685 942 364

SEVIA | P.O. Box 7211 | Moshi

Visiting address | Lambo Mferejini | Hai |

www.sevia.biz

