


Cucumber

Crop guide

Valid 2017

Seed and variety choice



Improved variety

- High yield
- Disease resistant
- Good quality fruits
- Preferred by the market

Seedling raising

1 Filling tray

1a Mix the media well with following ratio:



1 part top soil



2 parts cow manure



1 part sand

1b Sterilize the media at 80°C for 30-40 minutes

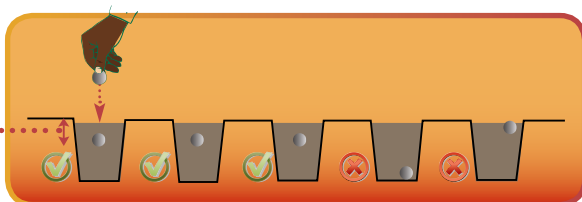


1c Fill the trays with the well prepared media

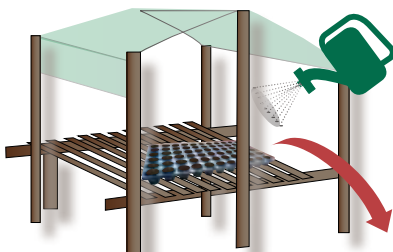



2 Sowing depth

Sowing depth = size of 2 seeds



3 Taking care of seedlings




4



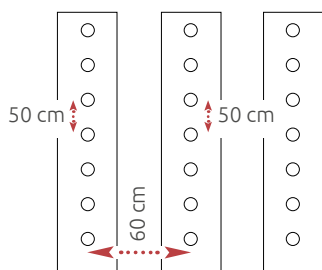
4 Hardening

Put seedling tray outside 1 week before transplanting



Land preparation and plant distance


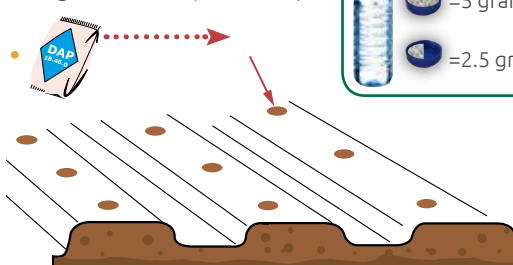
Plant distance



13,300 plants per acre

Basal application

- Organic manure (if available)



=5 gram


=2.5 gram

Transplanting

Transplant late afternoon

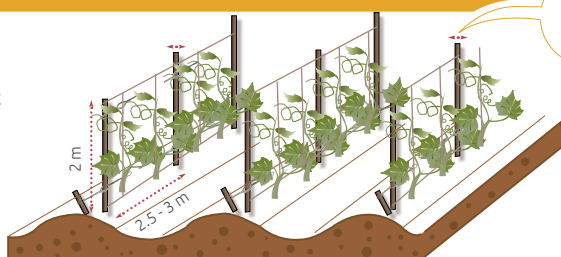


3-4 weeks after sowing



Trellising

- Support plants
- Easy crop management
- Minimize diseases



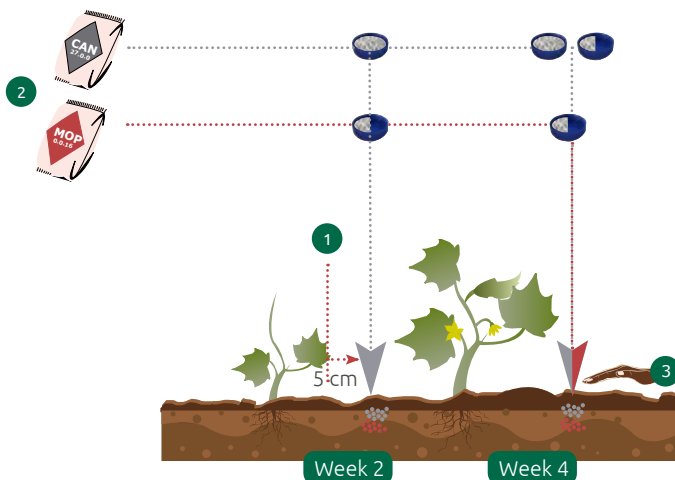
1 – 2 weeks after transplanting

>3 cm



Fertilization


- 1 Make a small hole 5 cm away from the canopy of each plant for applying the fertilizer
- 2 Apply the fertilizer
- 3 Cover the hole



The fertilizer amount is based on 13,300 plants/acre

Crop protection

Insecticides



Active ingredient	White fly (1)	Aphid (2)	Cut worm (3)
Cypermethrin+ Imidacloprid	👍	👍	👍
Thiocylam oxalate	👍	👍	
Lambda-cyhalothrin	👍	👍	
Profenofos	👍	👍	
Deltamethrin		👍	
👍 = Recommended pesticides for the pest indicated. Alternate active ingredients to prevent building up resistance.			

Crop protection

Fungicides

Active ingredient	Efficiency	Control
Difenoconazole	Preventive + Curative	Anthraco nose
Mancozeb	Preventive	Anthraco nose
Propamocab	Preventive	Damping off
Propineb	Preventive	Downy mildew 4
Tebuconazole + triadmenol	Preventive + Curative	Powdery mildew 5
Sulphur	Preventive	Powdery mildew



Spraying techniques

Wear protective gear



Good weather



Good nozzle



Wash after spraying



Windy weather



Rainy weather



Leaking nozzle



Beware of excessive chemicals



Do you need more information?

Please call +255 685 942 364

SEVIA | P.O. Box 7211 | Moshi

Visiting address | Lambo Mferejini | Hai |

www.sevia.biz

